

Soliton-like phenomena in one-dimensional cross-diffusion systems: a predator-prey pursuit and evasion example

M. A. Tsyganov

Institute of Theoretical and Experimental Biophysics, Pushchino, Moscow Region 142290, Russia

J. Brindley

Department of Applied Mathematics, University of Leeds, Leeds LS2 9JT, UK

A. V. Holden

School of Biomedical Sciences, University of Leeds, Leeds LS2 9JT, UK

V. N. Biktashev

Department of Mathematical Sciences, University of Liverpool, Liverpool L69 7ZL, UK

(Dated: June 8, 2004)

We have studied properties of nonlinear waves in a mathematical model of a predator-prey system with pursuit and evasion. We demonstrate a new type of propagating wave in this system. The mechanism of propagation of these waves essentially depends on the “taxis”, represented by nonlinear “cross-diffusion” terms in the mathematical formulation. We have shown that the dependence of the velocity of wave propagation on the taxis has two distinct forms, “parabolic” and “linear”. Transition from one form to the other correlates with changes in the shape of the wave profile. Dependence of the propagation velocity on diffusion in this system differs from the square-root dependence typical of reaction-diffusion waves. We demonstrate also that, for systems with negative and positive taxis, for example, pursuit and evasion, there typically exists a large region in the parameter space, where the waves demonstrate quasisoliton interaction: colliding waves can penetrate through each other, and waves can also reflect from impermeable boundaries.

PACS numbers: 87.10.+e Biol and med physics: General theory and mathematical aspects

Keywords: population taxis waves, population dynamics, wave-splitting

INTRODUCTION.

Population waves demonstrate an example of the reconciliation of random movement of individual organisms with ordered, deterministic behaviour of their communities. Study of the mechanisms of such reconciliation of disorder and order is important. To explain specific phenomena characteristic of various population communities, we have performed studies of pursuit-evasion waves in a mathematical model of a predator-prey system. Our results presented in [1] and here demonstrate that population taxis waves exhibit special properties, which provide insight not only into specific mechanisms of population dynamics, but also broaden the class of nonlinear waves to include quasi-solitons in reaction-diffusion-taxis systems.

The spatio-temporal dynamics of a system of two interacting species are often described in terms of a reaction-diffusion system of the type

$$\begin{aligned}\frac{\partial P}{\partial t} &= f(P, Z) + D_1 \frac{\partial^2 P}{\partial x^2}, \\ \frac{\partial Z}{\partial t} &= g(P, Z) + D_2 \frac{\partial^2 Z}{\partial x^2},\end{aligned}\tag{1}$$

where P is the density of the prey population, Z is the density of the predator population, D_1 and D_2 are their diffusion coefficients, the nonlinear functions $f(P, Z)$ and $g(P, Z)$ describe local dynamics, including growth and interaction of the species, whereas the diffusion terms describe their spread in space, e.g. resulting from individual random motions. However, one characteristic feature of living systems is their ability to react to changes of the environment, and to move towards, or away from, an environmental stimulus, behavior known as taxis. Examples are chemotaxis, phototaxis, thermotaxis and gyrotaxis [2, 3]. Many models of spatial dynamics of populations take taxis into account, and its importance has been recognized in modelling various biological and ecological processes, including propagation of epidemics, bacterial population waves, aggregation in the cellular slime mold *Dictyostelium discoideum*, dynamics of planktonic communities and of insect populations [2, 4, 5]. The existence of travelling waves, and also stationary spatially-inhomogeneous structures, in interacting populations with taxis has been demonstrated experimentally and theoretically [6–11].

Here we investigate a system of partial differential equations describing two spatially distributed populations in a “predator-prey” relationship with each other. The spatial evolution is governed by three processes, positive taxis of predators up the gradient of prey (pursuit) and negative taxis of prey down the gradient of predators (evasion), yielding nonlinear “cross-diffusion” terms, and random motion of both species (diffusion). In this paper we consider the problem in one spatial dimension, x , using the equations

$$\begin{aligned}\frac{\partial P}{\partial t} &= f(P, Z) + D \frac{\partial^2 P}{\partial x^2} + h_- \frac{\partial}{\partial x} P \frac{\partial Z}{\partial x}, \\ \frac{\partial Z}{\partial t} &= g(P, Z) + D \frac{\partial^2 Z}{\partial x^2} - h_+ \frac{\partial}{\partial x} Z \frac{\partial P}{\partial x}.\end{aligned}\quad (2)$$

The diffusion coefficients, D , for simplicity are considered constant, uniform and equal for both species, and $\frac{\partial}{\partial x} (P \frac{\partial Z}{\partial x})$ and $\frac{\partial}{\partial x} (Z \frac{\partial P}{\partial x})$ are taxis terms [7]; h_- is the coefficient of negative taxis of P on the gradient of Z , h_+ is the coefficient of positive taxis of Z on the gradient of P . We choose as local kinetics functions $f(P, Z)$ and $g(P, Z)$ the Holling type III form used by Truscott and Brindley [12] to describe the population dynamics of phytoplankton, P , and zooplankton, Z :

$$\begin{aligned}f(P, Z) &= \beta P(1 - P) - ZP^2/(P^2 + \nu^2), \\ g(P, Z) &= \gamma ZP^2/(P^2 + \nu^2) - wZ.\end{aligned}\quad (3)$$

It is known that these kinetics demonstrate “excitable” behavior, and the reaction-diffusion system (1) has propagating solitary wave solutions [12, 13]. We now show how inclusion of the taxis terms can alter the properties of such solutions. Though predator-prey systems, with one or both populations demonstrating “intelligent” taxis have been studied before, by means of individual-based Monte-Carlo simulations [14, 15] and by using partial differential equations [16–21], our objective here to isolate and identify the specific role of the taxis terms in creating novel behavior. We demonstrate a new type of propagating waves in the system (2). The mechanism of propagation of these waves essentially depends on the taxis of the species and is entirely different from waves in reaction-diffusion system. Unlike typical waves in reaction-diffusion systems, the pursuit-evasion taxis waves can penetrate through each other and reflect from impermeable boundaries.

Behavior in the form of solitary propagating waves is typical for many spatially extended nonlinear dissipative systems. Solitary waves that remain unchanged after collision with each other are less typical and are known only for a rather narrow class of nonlinear dissipative media [22]. In this respect, such waves are analogous to the solitons in conservative systems, whose study, as stable particle-like features of nonlinear systems, remain a key interdisciplinary topic of modern mathematical physics. In the present paper we demonstrate soliton-like behavior and also wave-splitting in a class of waves which can emerge in population dynamics models as a consequence of taxis.

DETAILS OF THE MODEL AND NUMERICAL METHODS

We have performed extensive numerical studies of equations (2,3). Three finite difference schemes were used, differing in their approximation of the taxis terms $\mathcal{L}u = \frac{\partial}{\partial x} u(x, t) \frac{\partial S(x, t)}{\partial x}$. In all cases, we approximated

$$(\mathcal{L}u)(x_i, t_j) \approx [a(x_{i+1}, t_j) (S(x_{i+1}, t_j) - S(x_i, t_j)) - a(x_i, t_j) (S(x_i, t_j) - S(x_{i-1}, t_j))] / (\delta x)^2,$$

where $a(x_i, t_j)$ was given by one of the following:

Scheme A: The central implicit scheme [23].

$$a(x_i, t_j) = 0.5(u(x_i, t_{j+1}) + u(x_{i-1}, t_{j+1}))$$

Scheme B: an “upwind” explicit scheme. For the positive taxis (pursuit),

$$a(x_i, t_j) = u(x_{i-1}, t_j) \text{ if } S(x_i, t_j) > S(x_{i-1}, t_j),$$

$$a(x_i, t_j) = u(x_i, t_j) \text{ if } S(x_i, t_j) < S(x_{i-1}, t_j).$$

For the negative taxis (evasion),

$$a(x_i, t_j) = u(x_i, t_j) \text{ if } S(x_i, t_j) > S(x_{i-1}, t_j),$$

$$a(x_i, t_j) = u(x_{i-1}, t_j) \text{ if } S(x_i, t_j) < S(x_{i-1}, t_j).$$

Scheme C: an “upwind” implicit scheme. For the positive taxis,

$$a(x_i, t_j) = u(x_{i-1}, t_{j+1}) \text{ if } S(x_i, t_{j+1}) > S(x_{i-1}, t_{j+1}),$$

$$a(x_i, t_j) = u(x_i, t_{j+1}) \text{ if } S(x_i, t_{j+1}) < S(x_{i-1}, t_{j+1})$$

For the negative taxis,

$$a(x_i, t_j) = u(x_i, t_{j+1}) \text{ if } S(x_i, t_{j+1}) > S(x_{i-1}, t_{j+1}),$$

$$a(x_i, t_j) = u(x_{i-1}, t_{j+1}) \text{ if } S(x_i, t_{j+1}) < S(x_{i-1}, t_{j+1})$$

So, the “upwind” schemes rather than use the mean between values of the variables subject to taxis at two neighbouring grid nodes as in the central scheme, select one or the other depending on the direction of taxis, i.e. sign of the gradient of the attractant (see e.g. [24] for the discussion of upwind schemes).

The majority of calculations were based on scheme C with discretization steps $\delta x = 0.1$, $\delta t = 5 \times 10^{-3}$ for most figures or scheme B and C with $\delta x = 0.5$ and $\delta t = 0.01$ for large-scale parametric studies fig. 3 and scheme fig. 11. Selected control calculations used scheme B with smaller steps, down to $\delta x = 0.01$, $\delta t = 4 \times 10^{-6}$, and schemes A and C with $\delta x = 0.01$, $\delta t = 10^{-3}$.

Unless specified otherwise, we have calculated solutions to equations (2,3) with the following parameter values: $\nu = 0.07$, $\beta = 1$, $w = 0.004$ for two different values of γ : $\gamma = 0.01$, which allows propagation of purely diffusive waves, i.e. with $h_+ = h_- = 0$, $D > 0$, and $\gamma = 0.016$, which prohibits propagation of such wave.

CASE I: THE REACTION-DIFFUSION-TAXIS WAVES FOR $\gamma = 0.01$

The different mechanisms of wave propagation for $\gamma = 0.01$, $D = 0.04$

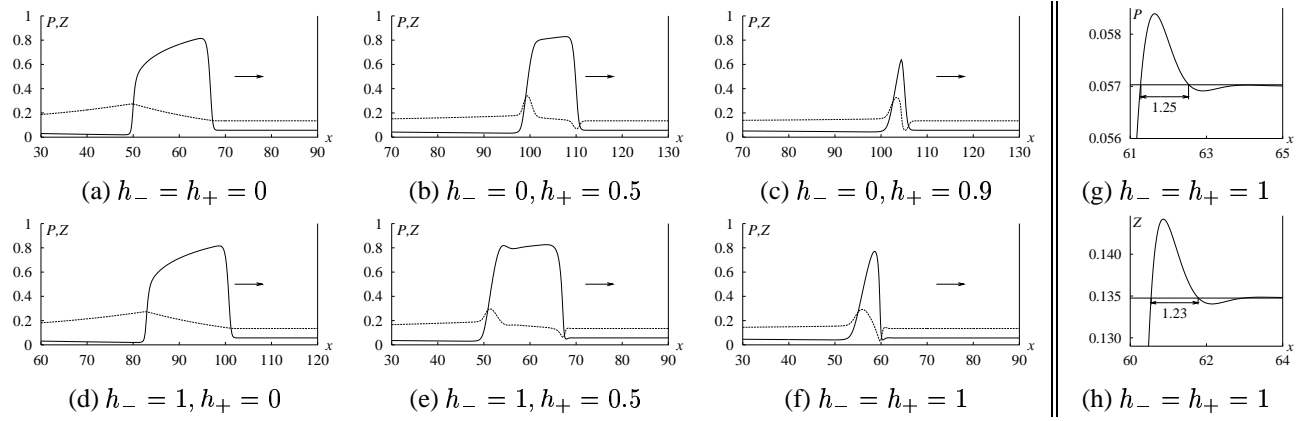


FIG. 1: (a–f) The profiles of waves with $D = 0.04$ and different taxis coefficients h_{\pm} (at $h_- = 0$, $h_+ = 1$ solitary wave solutions do not exist). The different shape of the profiles suggests that different propagation mechanisms are involved. Note the oscillatory onset of the pulse front when both $h_+ > 0$, $h_- > 0$. (g,h) The oscillatory onset of the front of the pulse of (f), magnified. The horizontal lines are at the steady state levels, (P_0, Z_0) . The theoretical value for the oscillation half-length is $1.256 \dots$

Fig. 1 shows the profiles of population waves in a purely reaction-diffusion case (a) and with addition of taxis terms (b–f). The taxis terms significantly change the shape of the profiles. The value of the pursuit coefficient h_+ has much more pronounced effect than the value of the evasion coefficient h_- . If only evasion ($h_- > 0$) but no pursuit ($h_+ = 0$) is added, waves tend to retain the same shape as purely diffusive waves, with long and smooth plateaus. The addition of pursuit ($h_+ > 0$) adds distinctive features, in particular non-monotonic behavior of predators around the front and/or the back of the wave.

Here we suggest a qualitative explanation of wave shape change in terms of the pursuit term (h_+) only. Ahead of the wave, the system is at its stable equilibrium. Consider the effect of a local increase of the prey density P above the equilibrium. The resulting flux of predators to the area, described by the taxis term with the coefficient h_+ , will deplete the density of predators in surrounding areas, and the conditions of equilibrium will be violated. Decreased density of predators will temporarily encourage growth of prey, followed by influx of predators, and the same sequence of events occurs progressively at each point in the spatial (x) direction, constituting a travelling wave in the population pattern. Note that no diffusion of either prey or predators is required; the phenomenon requires only the presence of taxis terms in equation (2). The “excitable” character of the kinetics in (3) leads to a strong magnification of the localized increase of the prey population, through the prey-escape mechanism (prey multiply faster than predators). This feature, of course, is also essential for solitary waves in purely diffusive systems. An unusual feature of taxis waves is the oscillatory character of the front, see fig. 1(g,h). Since these oscillations have a small amplitude, they can be described by linearized theory. Indeed, in a steadily propagating wave with speed c , variables P and Z depend only on the combination $\xi = x - ct$, and satisfy the “automodel” system

$$f(P, Z) + D \frac{d^2 P}{d\xi^2} + h_- \frac{d}{d\xi} P \frac{dZ}{d\xi} + c \frac{dP}{d\xi} = 0,$$

$$g(P, Z) + D \frac{d^2 Z}{d\xi^2} - h_+ \frac{d}{d\xi} Z \frac{dP}{d\xi} + c \frac{dZ}{d\xi} = 0. \quad (4)$$

The speed of the wave in fig. 1(f) is $c = 0.3535$, and the steady-state values of the variables are $P_0 = 0.05703$, $Z_0 = 0.13480$. With these parameters, a straightforward calculation gives solutions in the form $(P, Z)(\xi) \approx (P_0, Z_0) + \text{Re}[(P_1, Z_1)e^{\lambda\xi}]$, $|P_1, Z_1| \ll |P_0, Z_0|$, with $\lambda_{1,2} \approx 1.9925 + 2.5014i$. This predicts the half-length of oscillations along ξ coordinate of $\pi/\text{Im}(\lambda_{1,2}) \approx 1.256$, in a good agreement with the observed shape, see fig. 1(g,h). This means that these oscillations are not a numerical artifact. An important feature of solitary taxis waves is the uniformity of their shape, amplitude and speed: after a transient, these are the same, regardless of the details of the initial conditions. In this they are similar to reaction-diffusion excitation waves and different from solitons in conservative systems.

Quasisoliton interaction of pulses

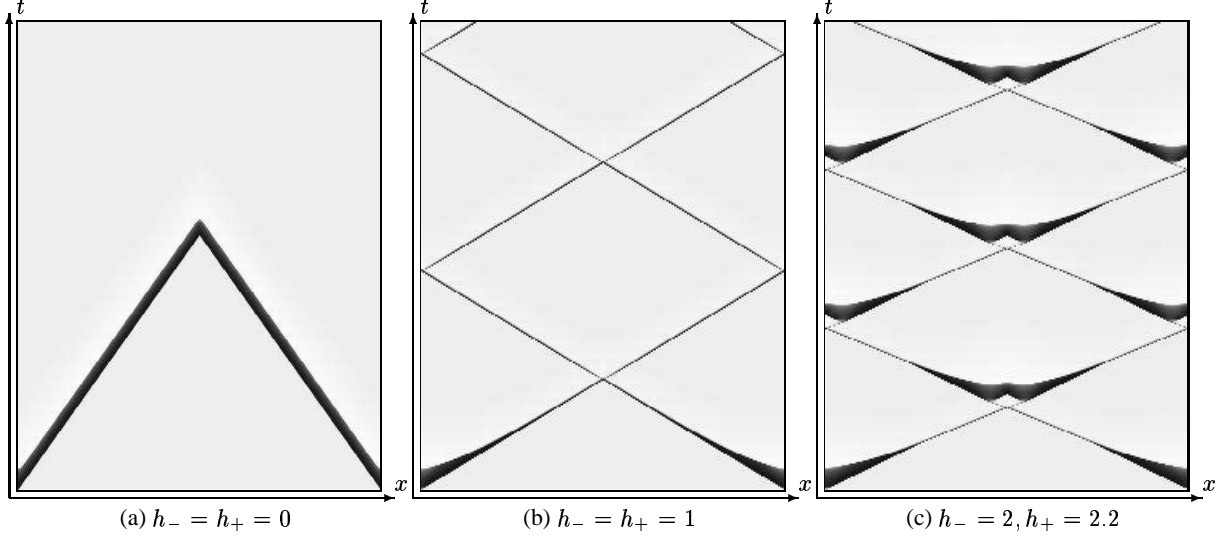


FIG. 2: Space-time density plots showing interaction of waves in (a) purely diffusive in (b) and (c) taxis cases. On all panels, the length of the interval $L = 500$, the time scale $t \in [0, 3000]$. Black corresponds to $P = 0.9$, white to $P = 0$.

We have found that the system (2,3) has a region of parameter space where solitary waves interact as if they were solitons. That is, they do not annihilate, as reaction-diffusion pulses usually do, but penetrate through, or reflect from, each other (since the waves are indistinguishable, these two terms describe the same result). Fig. 2 shows results of simulations in an interval of finite length L with no-flux boundary conditions $\frac{\partial P}{\partial x}|_{x=0,L} = 0$ and $\frac{\partial Z}{\partial x}|_{x=0,L} = 0$. Two waves were initiated simultaneously, one at each end of the interval; the results are shown as density plots. In the purely diffusive case, panel (a), the waves annihilate at the collision. With the taxis terms included, panels (b) and (c), two types of quasisoliton interaction are possible: (b) - the waves penetrate through each other on collision, and are then reflected from the boundaries; (c) - after the waves penetrate through each other on collision or reflected from the boundaries, they split.

Soliton-like interactions of solitary waves have been observed in some reaction-diffusion systems with excitable kinetics, both in numerics [25–30] and in experiments [30, 31]. Such interactions are always limited to narrow parameter ranges close to the boundaries between excitable and oscillatory (limit cycle) regimes of the reaction kinetics. In contrast, fig. 3 shows regions in the parameter space corresponding to different regimes of interaction and propagation of taxis waves described by equations (2,3). Both the existence of steady propagating pulses and their ability to penetrate/reflect have a complex relationship with the kinetic and propagation parameters. However, it is quite clear that the ranges of parameters providing soliton-like behavior are not in any sense narrow, and do not require proximity to the oscillatory regime in the reaction kinetics. Although large enough h_+ is typically sufficient for propagation of waves, quasisoliton behavior requires both h_+ and h_- to be non-vanishing.

Another qualitative difference of interaction of taxis waves from waves in reaction-diffusion excitable systems is that in the non-soliton regime (hollow circles on fig. 3) the waves demonstrate interference. After the impact (fig. 4a,b,c) they do not annihilate straight away, but penetrate through each other (fig. 4d,e) and only decay afterwards (fig. 4f).

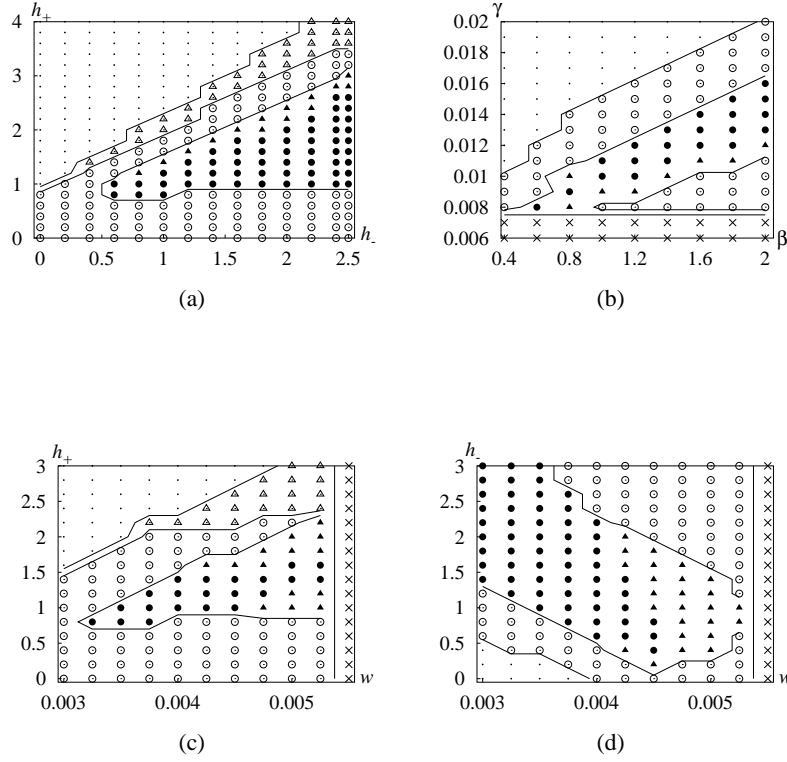


FIG. 3: Parameter regions corresponding to different regimes of taxis waves ($D = 0.04$). (a) $\beta = 1, \gamma = 0.01, w = 0.004$, (b) $h_+ = h_- = 1, w = 0.004$, (c) $\beta = 1, \gamma = 0.01, h_- = 1$, (d) $\beta = 1, \gamma = 0.01, h_+ = 1$. Solid circles: quasisolitons pulses with soliton interaction. Solid triangles: quasisolitons with the wave splitting. Hollow circles: stable propagation of pulses with nonsoliton interaction on collision. Hollow triangles: propagation of pulses with the wave splitting. Dots: no stable propagation of pulses. Crosses: oscillatory local kinetics. Shown are two-dimensional cross-sections in the parameter space, all through the point corresponding to the standard parameter values.

Wave-splitting

The phenomenon of splitting of taxis waves can be observed both in the case of soliton-like interaction (fig. 3, solid triangles) and in the case of non-soliton interaction (fig. 3, hollow triangles). Fig. 5 shows space-time density plots of various splitting regimes, depending on h_+ , observed during propagation of one-dimensional taxis waves with non-permeable boundaries.

With the increase of h_+ (fig. 5b-c), the time interval between subsequent splitting events decreases. The backward waves splitting from the forward propagating wave may decay, or split themselves (fig. 5). This chain of splitting events can lead to self-supporting, aperiodic or approximately periodic activity. A single act of splitting is shown in more detail on fig. 6. The splitting event is preceded by an oscillatory instability of the propagating wave, which can be seen as the growing oscillations of dynamic variables; see e.g. the evolution of the amplitude of the prey population, $A(t) = \max_{x \in [0, L]} P(x, t)$, on fig. 6b.

So, on fig. 5(c), we observe how a single solitary taxis wave leads to a self-supporting splitting-wave activity. To see better the properties of the advancing front of this activity, we have used the explicit decomposition of the system (2) with respect to the translation group, as described in [32]:

$$\begin{aligned}
 \frac{\partial P}{\partial t} &= f(P, Z) + D \frac{\partial^2 P}{\partial x^2} + h_- \frac{\partial}{\partial x} P \frac{\partial Z}{\partial x} - c(t) \frac{\partial P}{\partial x}, \\
 \frac{\partial Z}{\partial t} &= g(P, Z) + D \frac{\partial^2 Z}{\partial x^2} - h_+ \frac{\partial}{\partial x} Z \frac{\partial P}{\partial x} - c(t) \frac{\partial Z}{\partial x}, \\
 P(x_*, t) &= P_*, \\
 \frac{dX}{dt} &= c(t),
 \end{aligned} \tag{5}$$

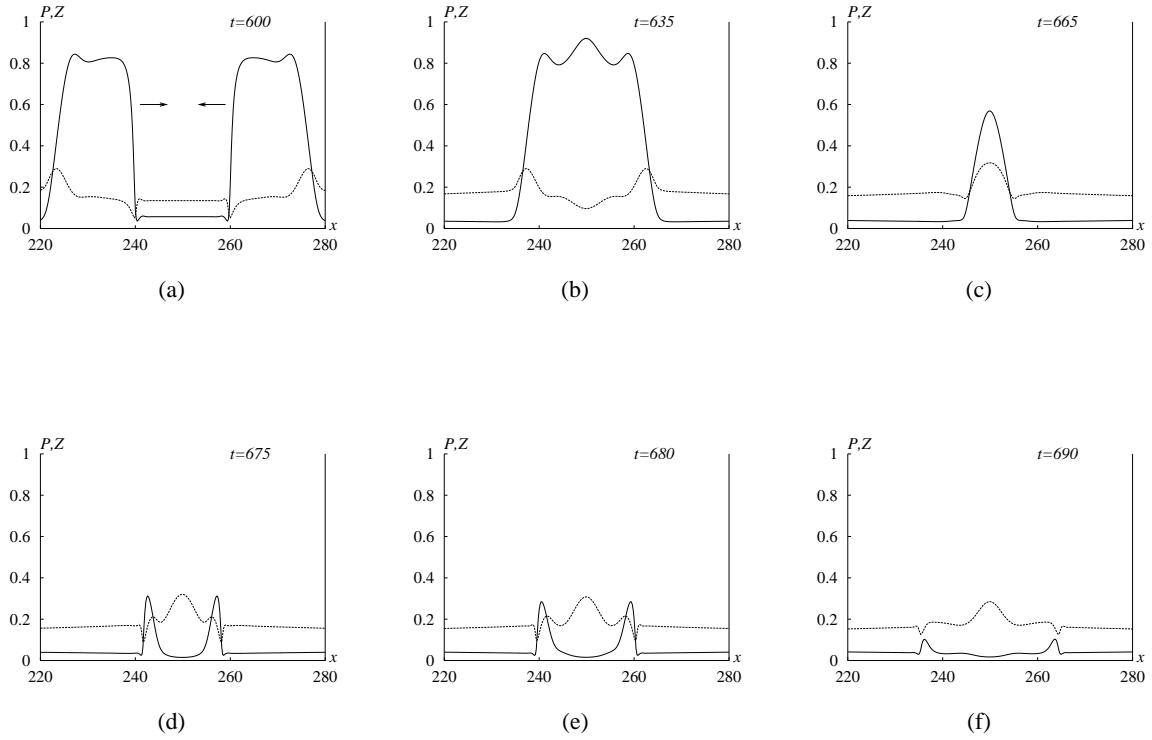


FIG. 4: Dynamics of the nonsoliton interaction of taxis waves. $D = 0.04$, $h_- = 2$, $h_+ = 0.85$

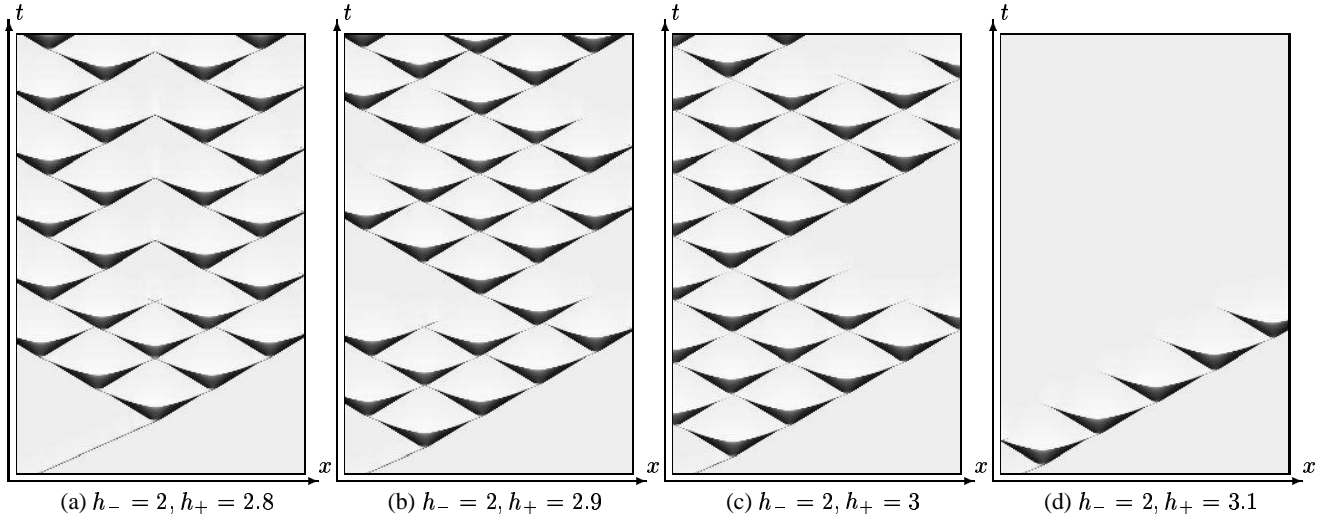


FIG. 5: Space-time density plot propagation and interactions of pulses with splitting. $L = 600$; $t \in [0, 3500]$

where P_* has been chosen equal to 0.5, and x_* well within the simulation interval, to minimize the effect of boundaries. In other words, we consider (2) in a moving frame of reference, whose origin has coordinate $X(t)$ in the laboratory frame of reference. This frame of reference is chosen so that the position of the wave front defined as $P(x, t) = P_*$ is always at a fixed selected point $x = x_*$ in it. The advantage of this approach is that we can observe the evolution of the front for a long time interval, unrestricted by the medium size. The results of simulation of (5) are shown on fig. 7 (this is a small part, actual simulation was much longer). We can see that each backfiring wave only slightly affects the propagation velocity of the first front. Also, in this way we have ensured that this advancing front continued for a very long time (up to $t = 7000$), thus presumably is stable, and

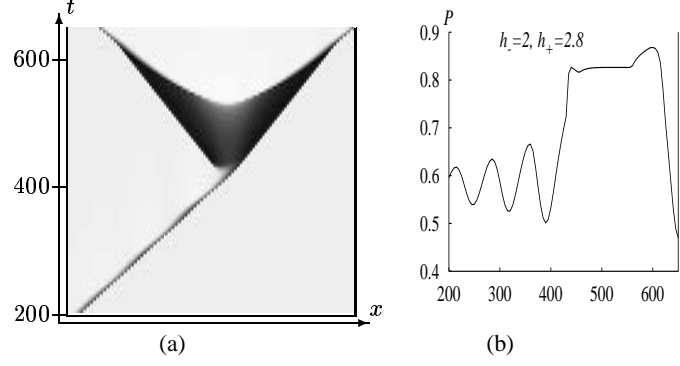


FIG. 6: Dynamics of wave splitting ($h_- = 2, h_+ = 2.8$). (a) Spacetime density plot ($x \in [150, 400], t \in [200, 650]$). (b) $A(t) = \max_{x \in [0, L]} P(x, t)$

the process of back-splitting remained approximately periodic for all that time.

Similarly looking splitting waves have been observed in excitable Belousov-Zhabotinskii chemical system [33], where they were due to the medium anisotropy induced by atmospheric oxygen, in numerical simulations of FHN-type equations [34] and in a three-component reaction-diffusion model describing blood clotting [35].

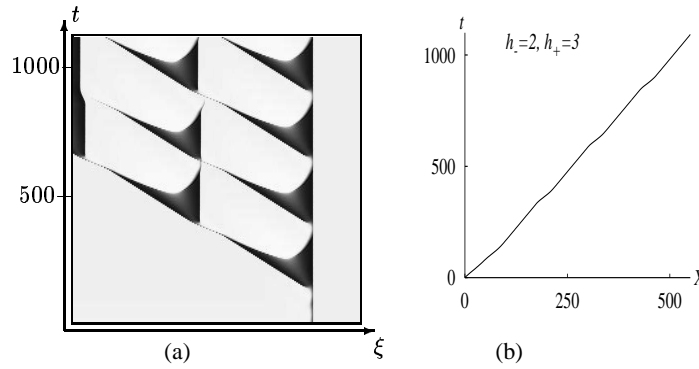


FIG. 7: The results of simulation of (5) ($h_- = 2, h_+ = 3$). (a) The splitting waves in a moving frame ($\xi = x - X(t)$) of reference attached to their advancing front. (b) The coordinate of the front as function of time.

Propagation velocity of taxis waves

Fig. 8 shows dependence of the propagation velocity of taxis waves on h_+ at various fixed values of h_- . It also shows symbols of the corresponding interaction and propagation regimes. The graphs of the velocity have two branches, ‘parabolic’ and ‘linear’. Above a certain value of h_+ , the linear branches are almost independent of h_- (fig. 8a). The transition, with h_+ increasing, from the parabolic to the linear branch correlates with a qualitative change of the shape of the wave. The dots on fig. 8c graph mark selected values of h_+ , the wave profiles for which are shown on fig. 9. The parabolic branch of this graph correspond to ‘double-hump’ shape of the $P(x)$ profile, and the linear branch corresponds to a ‘single-hump’ shape.

This result is confirmed by phase plane figures (fig. 10). One can see that for $h_- = 2$, the transition from the parabolic to the linear branch takes places at $h_+ = 1.2$, which agrees with fig. 9(d).

CASE II: THE REACTION-TAXIS WAVES FOR $\gamma = 0.016$

In the previous section, we studied properties of taxis waves when the local kinetics admitted purely diffusive waves in (2), i.e. for $h_- = h_+ = 0$ and $D > 0$. When the parameters of the local kinetics are changed, such propagation may become impossible. We have found that the taxis waves may still be possible in such cases. Specifically, we increased parameter γ , and found regimes for which waves can propagate only with the taxis terms, but not without them.

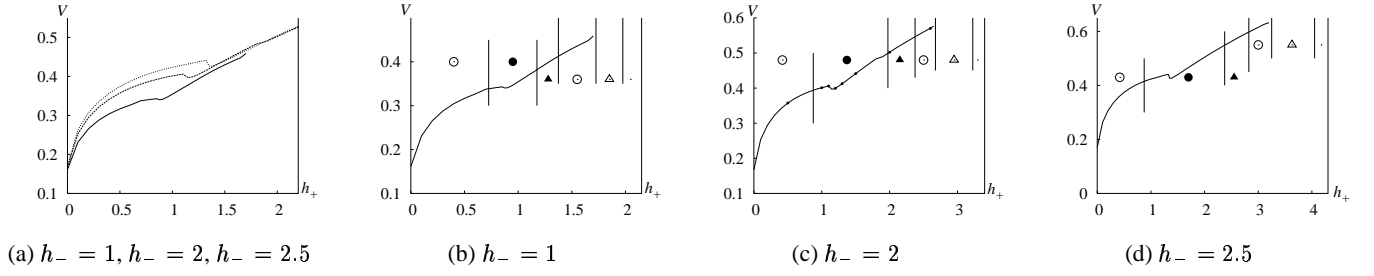


FIG. 8: Dependence of the propagation velocity of taxis waves on the pursuit coefficient h_+ for various values of the evasion coefficient h_- . Vertical bars and symbols on panels (b), (c) and (d) designate regions corresponding to the different propagation and interaction regimes. Solid circle: quasisolitons pulses with soliton interaction. Solid triangle: quasisolitons with the wave splitting. Hollow circles: stable propagation of pulses with nonsoliton interaction on collision. Hollow triangle: propagation of pulses with/by the wave splitting. Dot: there is no stable propagation of pulses. Dots on the graph of panel (c) correspond to the profiles shown on fig. 9.

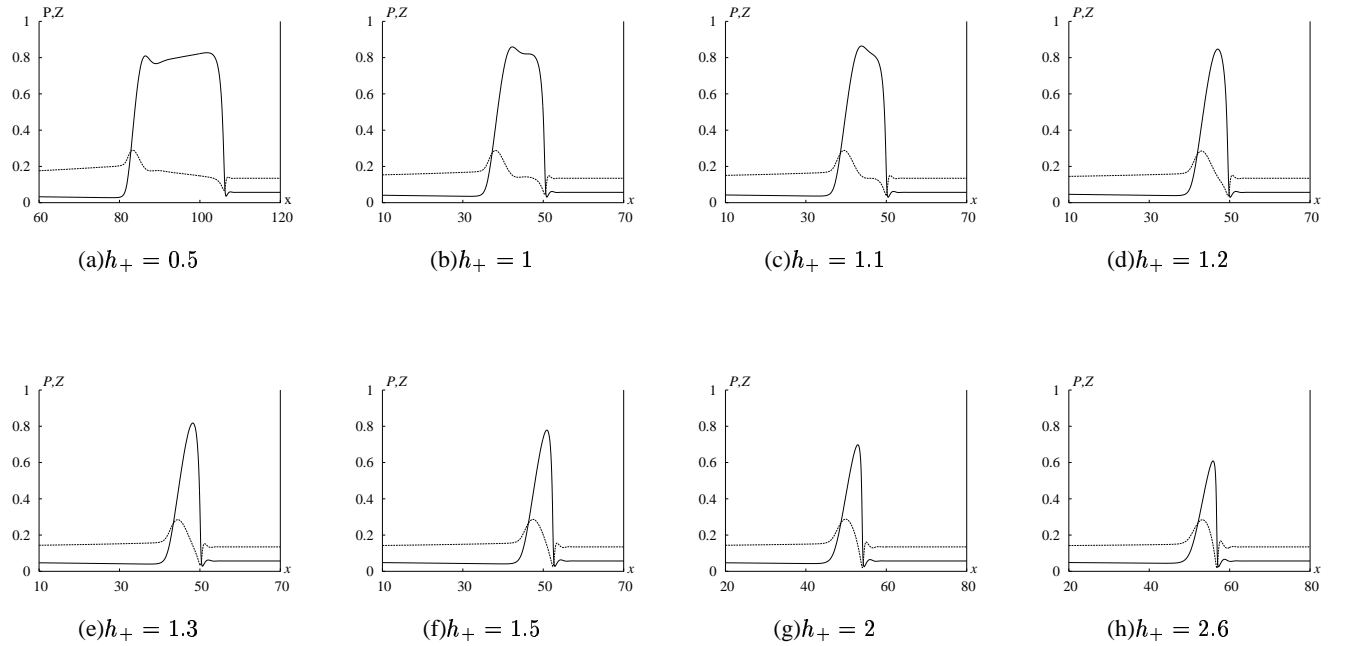


FIG. 9: The profiles of taxis waves for $h_- = 2$ and different h_+ , corresponding to various parts of the velocity graph, marked by dots on fig. 8c).

Note that the central difference scheme (A) only allows computations for $D > 0$, whereas our ‘upwind’ schemes (B) and (C) can work for $D = 0$ as well.

Fig. 11a shows the dependence of the behaviour of taxis waves on h_- and h_+ , for fixed $\gamma = 0.016$ and $D = 0.04$. The point $h_+ = h_- = 0$ is in the region where stationary propagation of waves is not possible. Yet, for this local kinetics, in the (h_-, h_+) plane there are regions of both quasisoliton and non-soliton waves. Unlike the local kinetics of Part I, for this $\gamma = 0.016$ we did not see any splitting waves in the explored parameter region.

Now, we consider the case of no diffusion, $D = 0$, at $\gamma = 0.016$ (fig. 11b).

Dependence of the propagation velocity on h_+ for this case is shown on fig. 12. Here we also see two distinct branches of the graph, and the transition between them correlates also with the transition from quasisoliton to non-soliton regimes of interaction.

The correlation between parabolic-linear transition of the speed vs h_+ dependence with double-single hump transition is

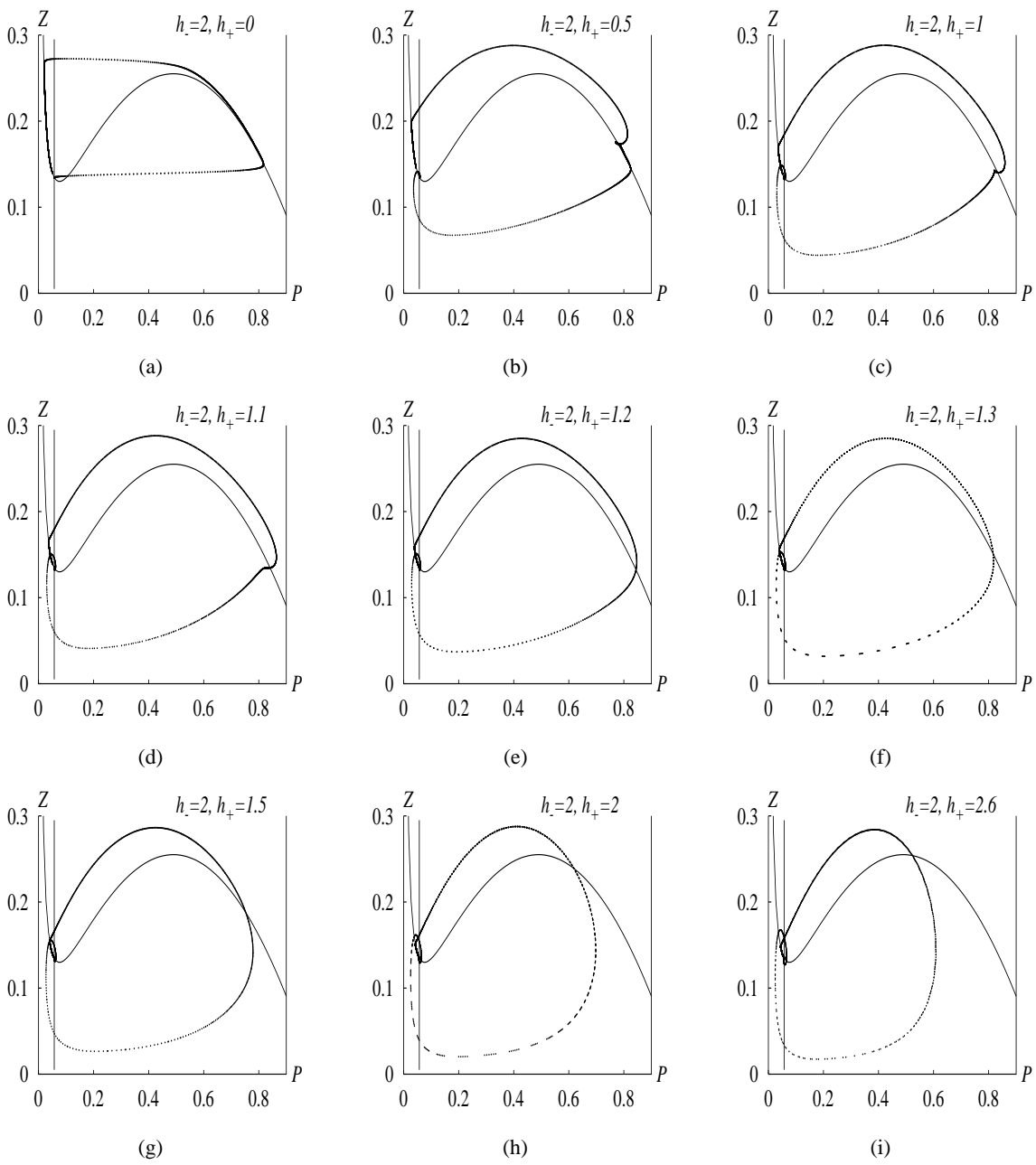


FIG. 10: Phase planes corresponding to various taxis waves, corresponding to the profiles shown on fig. 9.

illustrated by fig. 13 and corresponding phase planes on fig. 14.

As in the previously considered case of $\gamma = 0.01$ and $D = 0.04$, the non-soliton waves at $\gamma = 0.016$ and $D = 0$ demonstrate partial interference (fig. 15). After the collision (fig. 15a,b), the waves penetrate through each other (fig. 4c-e), and then decay (fig. 4f-h, cf. fig. 4).

MECHANISM OF QUASISOLITON INTERACTION

We consider the details of the soliton-like interaction of taxis waves for the case $D = 0$. Fig. 16 shows a sequence of wave profiles during such an interaction. As noted above, a feature of taxis waves is the low level of predators ahead of the prey wave, as the predators are attracted backwards by the prey density gradient. This backward gradient of predators encourages the forward movement of prey (see Fig. 16a). The meeting of two prey waves creates a high peak of prey density (Fig. 16a-c).

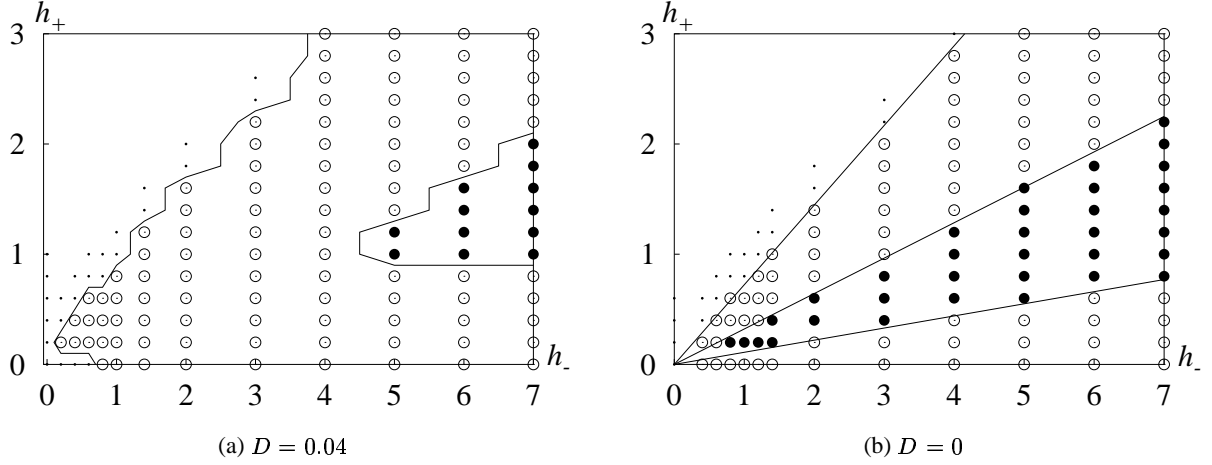


FIG. 11: Parameter regions corresponding to different regimes of taxis waves for $\gamma = 0.016$

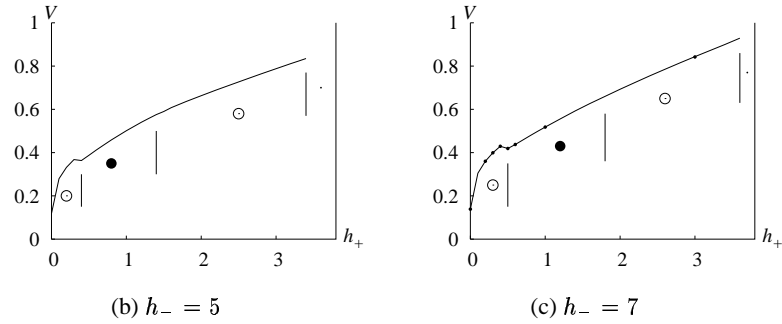


FIG. 12: Dependence of propagation velocity of taxis waves on h_+ for selected values of h_- , for $\gamma = 0.016$ and $D = 0$. The vertical bars and symbols on the graphs designate different regimes of propagation and interaction. Solid circle: quasisolitons pulses with soliton interaction. Hollow circles: stable propagation of pulses with nonsoliton interaction on collision. Dot: there is no stable propagation of pulses. The dots on the graph of panel (b) correspond to wave profiles shown on fig. 13 for various values of h_+ .

This higher local density of prey attracts predators, which abandon the margins of the collision zone (Fig. 16b,c). The local growth of predators causes escape of the prey from the center of the collision zone towards the margins abandoned by the predators. These events invert the gradients of the populations and re-create front structures on the margins of the collision zone (Fig. 16c,d), which then cause generation of two new, “reflected” taxis waves (Fig. 16e-h), which subsequently restore their normal amplitude. So, the phenomenon of reflection is driven by interaction of both the pursuit and evasion taxis terms, forming a positive feedback loop. The interplay and positive feedback between the two taxis terms can also be elucidated by considering a simple linear analogue of equations (2):

$$\frac{\partial P}{\partial t} = h_- \frac{\partial^2 Z}{\partial x^2}, \quad \frac{\partial Z}{\partial t} = -h_+ \frac{\partial^2 P}{\partial x^2}, \quad (6)$$

which are obtained from (2) by putting $f_{1,2} = D = 0$ and removing nonlinearity from the taxis terms. System (6) is equivalent to a Schrödinger equation for $u = h_+^{1/2} P + i h_-^{1/2} Z$. This is consistent with both the oscillatory fronts of taxis waves

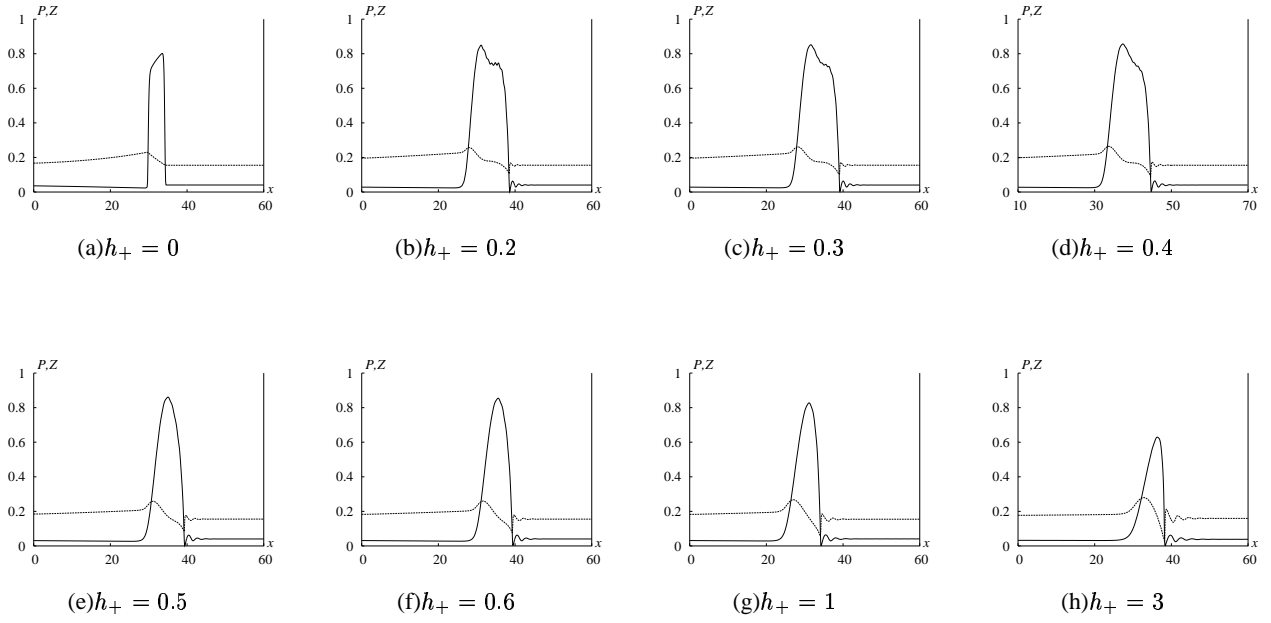


FIG. 13: Profiles of taxis waves for $h_- = 7$ and different h_+ , corresponding to the selected points shown by dots on the graph fig. 12b).

and their ability to reflect from each other. The role of nonlinearities appears to be in selecting a unique amplitude and shape of propagating waves, and restricting, compared to (6), the relative values of h_{\pm} that allow reflection. Adding diffusion in (6) destroys propagating waves, but not necessarily in (2) where its dissipative effect may be compensated by the nonlinear kinetics.

As we have already noted, some properties of taxis waves are essentially different from those of solitary waves observed in excitable reaction-diffusion systems. This difference can be seen in Fig. 17 which shows dependence of the wave propagation velocity on the diffusion coefficient D . This dependence is clearly different from $\propto D^{1/2}$ law obeyed by reaction-diffusion waves. There is a marked change of this dependence near the transition between annihilating and reflecting waves, which is yet another evidence of different mechanism of taxis waves, especially of quasisolitons.

Conclusions. We have studied a spatially distributed predator-prey system of equations, in which, in addition to or instead of diffusion terms, we have included terms describing taxis of each species on the other's gradient: predators pursuing prey, and prey escaping predators. We have found that the taxis terms change the shape of the propagating waves and increase the propagation speed, which is an evidence of a different mechanism of propagation of these waves. In this change the major role is played by the pursuit terms. Also, the taxis terms can change the interaction between propagating waves, i.e. make them penetrate/reflect, rather than annihilate. For this effect, both pursuit and evasion terms are essential. We have also identified regimes of ‘wave-splitting’, that can be observed both during normal propagation, and as a result of interaction of taxis waves.

Quasisoliton interaction of taxis waves is not a purely mathematical exercise. In [36], soliton-like interaction of bacterial population taxis waves were observed in vitro, where colliding waves continued to propagate after collision without delay (see fig. 18).

However, apart from immediate application to predator-prey or similar systems, our results illustrate that inclusion of taxis terms can dramatically change the behaviour of the system. Reaction-diffusion systems are the most studied class of models describing waves and patterns in spatially distributed systems. Meanwhile mechanisms of spatial interaction in real system vary widely beyond simple diffusion; let us mention just the role of ‘cross-diffusion’ in the propagation of forest boundary [37], *in chemical and biological pattern formation [38–40], turbulence-shear flow interaction in plasmas [21]*, and cross-diffusion interaction between displacement and velocity in the Burridge-Knopoff model of tectonic slips [41]. We hope that our present results may stimulate more attention into properties of dissipative nonlinear PDE systems with spatial terms beyond simple diffusion term, as these constitute a new class of models with significantly different properties.

This study was supported in part by EPSRC grant GR/S08664/01 (UK) and by RFBR grant 03-01-00673 (Russia).

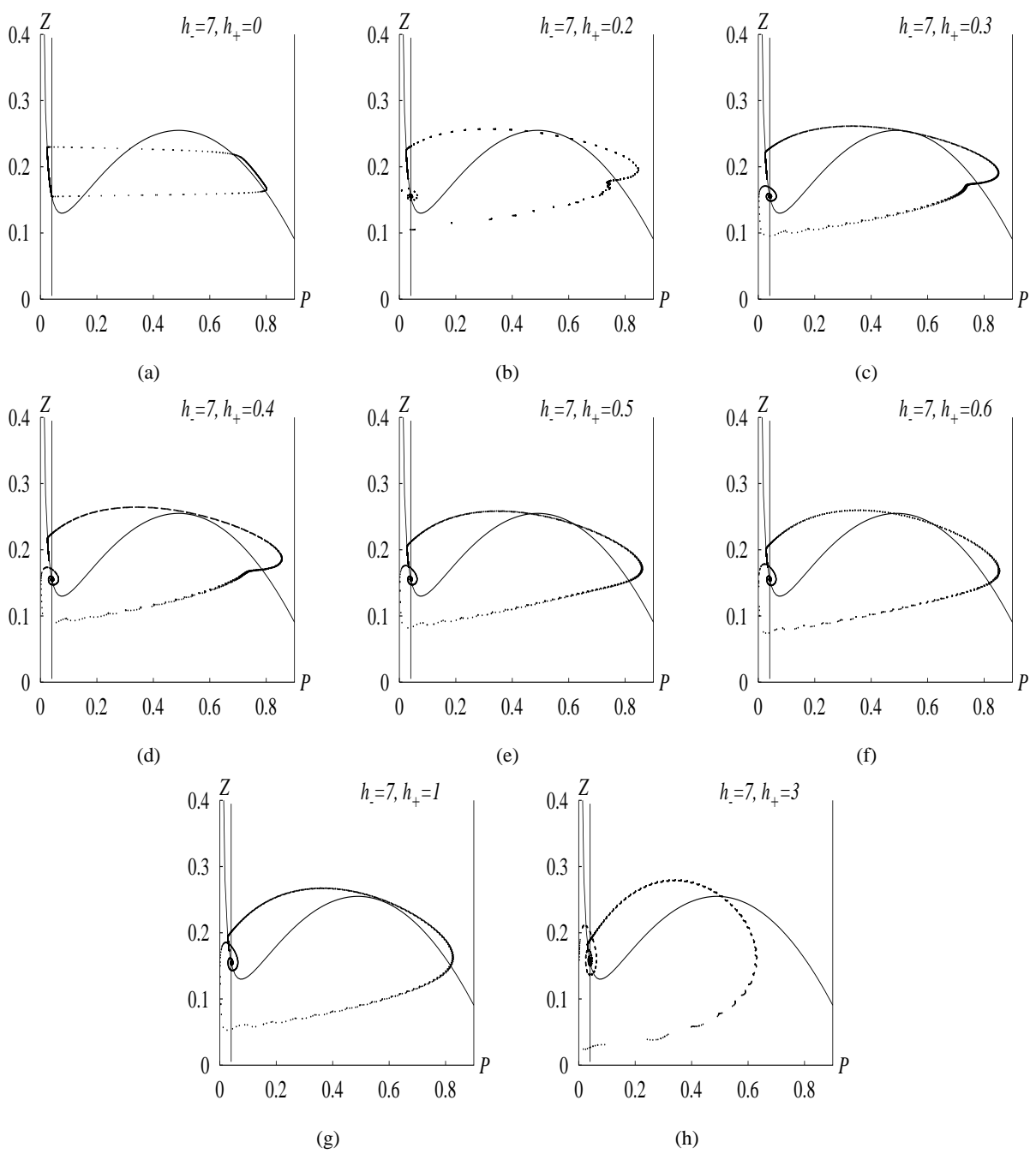


FIG. 14: Phase planes corresponding to different taxis waves, shown on fig. 13, for $\gamma = 0.016$, $D = 0$.

-
- [1] M. A. Tsyganov, J. Brindley, A. V. Holden, and V. N. Biktashev, Phys. Rev. Lett. **91**, 218102 (2003).
 - [2] G. R. Ivanitskii, A. B. Medvinskii, and M. A. Tsyganov, Usp. Fiz. Nauk **161**, 13 (1991).
 - [3] T. J. Pedley and J. O. Kessler, J. Fluid Mech. **212**, 155 (1990).
 - [4] T. Hofer, J. A. Sherratt, and P. K. Maini, Physica D **85**, 425 (1995).
 - [5] A. B. Medvinsky, S. V. Petrovskii, I. A. Tikhonova, H. Malchow, and B. L. Li, SIAM Rev. **44**, 311 (2002).
 - [6] J. Adler, Science **153**, 708 (1966).
 - [7] E. F. Keller and L. A. Segel, J. Theor. Biol. **30**, 225 (1971).
 - [8] K. Agladze, E. Budrene, G. Ivanitsky, V. Krinsky, V. Shakhbazyan, and M. Tsyganov, Proc. R. Soc. London, Ser. B **253**, 131 (1993).
 - [9] B. N. Vasiev, P. Hogeweg, and A. V. Panfilov, Phys. Rev. Lett. **73**, 3173 (1994).

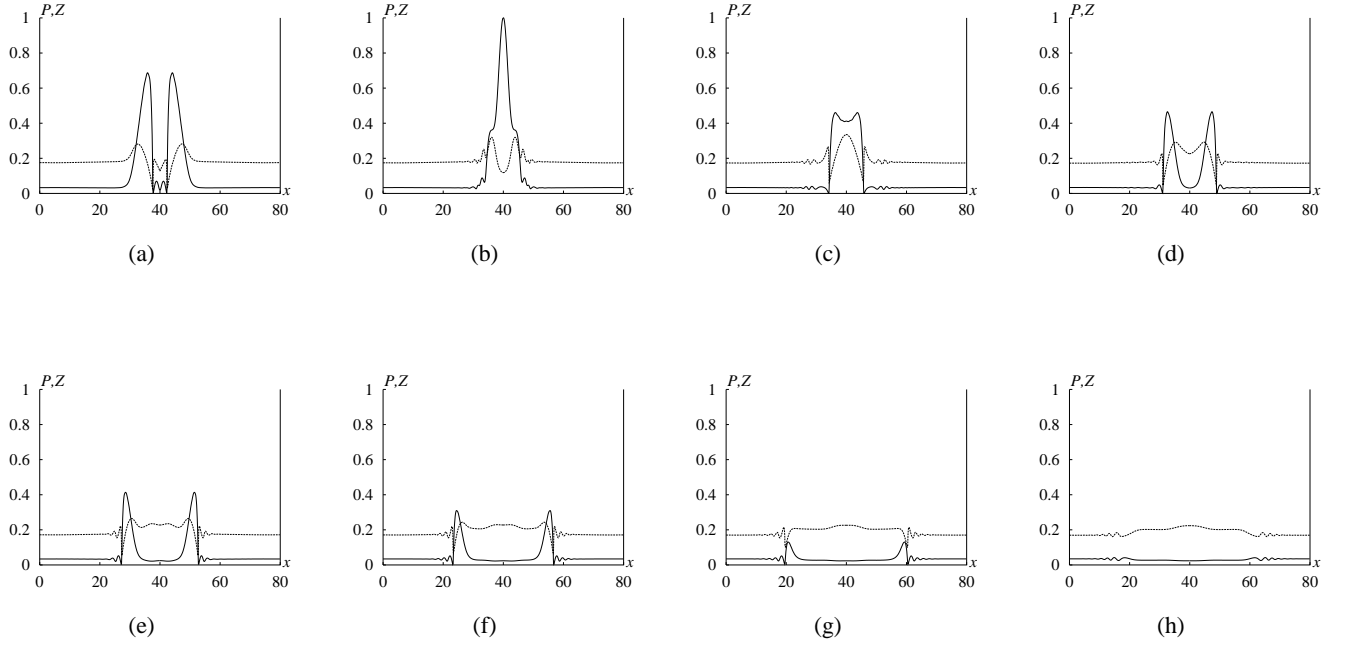


FIG. 15: Dynamics of the nonsoliton interaction for $\gamma = 0.016$ and $D = 0$, $h_- = 5$, $h_+ = 2$, time interval = 5.

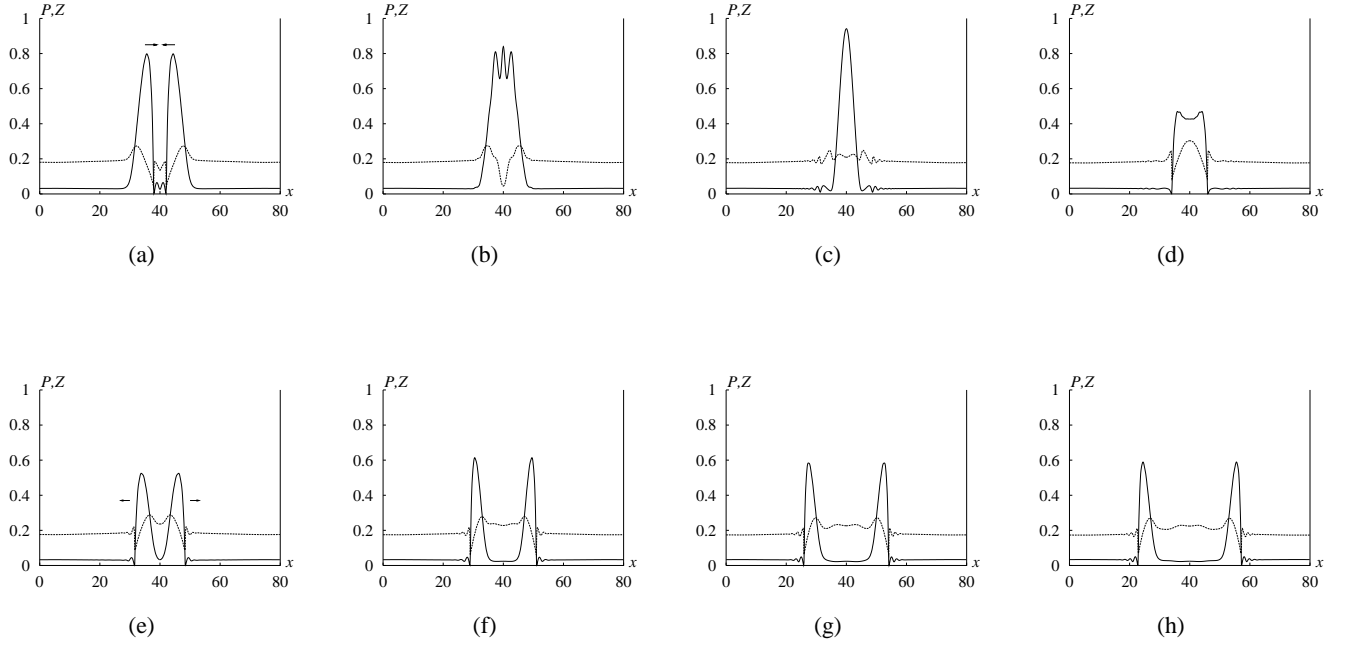


FIG. 16: Soliton interaction. $h_- = 5$, $h_+ = 1$, $D = 0$. The time interval between the panels is 5.

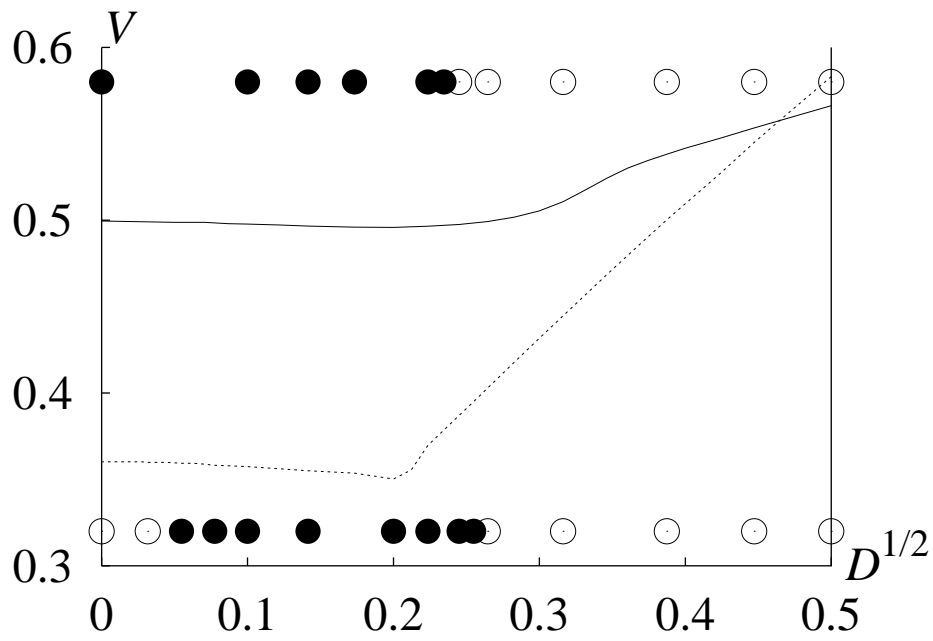


FIG. 17: Wave propagation velocity as function of the square root of the diffusion coefficient. Solid line and the upper row of symbols: $\gamma = 0.016$, $h_- = 5$, $h_+ = 1$. Dotted line and the lower row: $\gamma = 0.01$, $h_- = h_+ = 1$. As before, filled circles denote existence of quasisoliton waves, and hollow circles annihilating waves. In reaction-diffusion systems, this dependence is always a straight line.

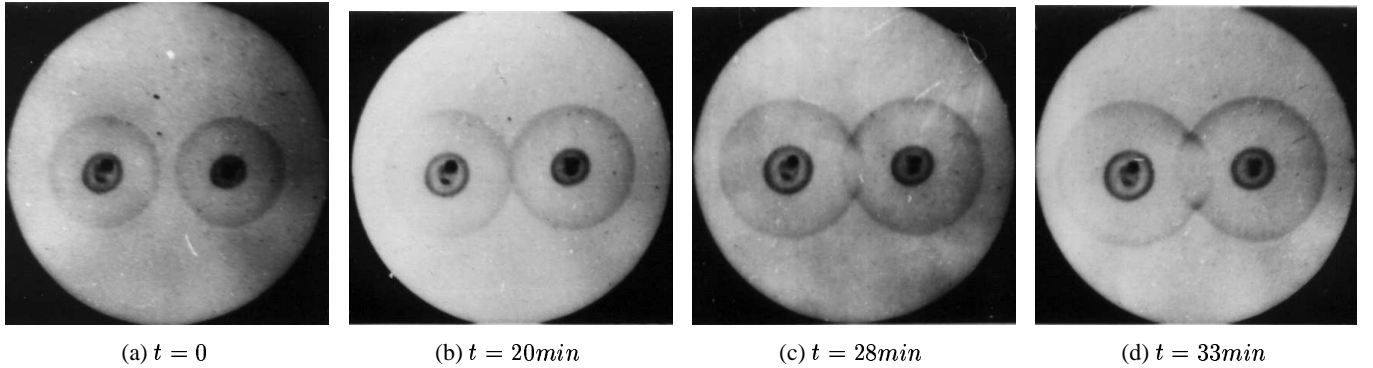


FIG. 18: Soliton-like interaction of bacterial population waves in a nutrient medium in a Petrie dish (diameter 9 sm) [36]: (a) Bacterial waves, formed by *E.coli*, propagate from two inoculation points. This moment is chosen as zero time. (b) The bacterial waves collide. (c),(d) The bacterial waves penetrate through/reflect from each other.

- [10] F. S. Berezovskaya and G. P. Karev, *Usp. Fiz. Nauk* **169**, 1011 (1999).
- [11] J. A. Sherratt, *Proc. R. Soc. London, Ser. A* **456**, 2365 (2000).
- [12] J. E. Truscott and J. Brindley, *Philos. Trans. R. Soc. A* **347**, 703 (1994).
- [13] L. Matthews and J. Brindley, *Dyn. Stab. Syst.* **12**, 39 (1997).
- [14] A. Rozenfeld and E. Albano, *Physica A* **266**, 322 (1999).
- [15] R. Monetti, A. Rozenfeld, and E. Albano, *Physica A* **283**, 52 (2000).
- [16] J. D. Murray and J. E. R. Cohen, *SIAM J. Appl. Math.* **43**, 66 (1983).
- [17] J. Murray, *Mathematical Biology* (Springer-Verlag, Berlin, 1989).
- [18] G. J. Pettet, D. L. S. McElwanin, and J. Norbury, *IMA J. Math. Appl.* **17**, 395 (2000).
- [19] M. Droz and A. Pekalski, *Physica A* **298**, 545 (2001).
- [20] R. Arditi, Y. Tyutyunov, A. Morgulis, V. Govorukhina, and I. Senina, *Theor. Popul. Biol.* **59**, 207 (2001).
- [21] D. del Castillo-Negrete, B. A. Carreras, and V. Lynch, *Physica D* **168**, 45 (2002).
- [22] R. K. Dodd, J. Eilbeck, J. Gibbon, and H. Morris, *Solitons and Nonlinear Waves Equations* (Academic Press, London, 1984).
- [23] A. Samarskii and A. Goolin, *Numerical Methods* (Nauka, Moscow, 1989).
- [24] K. W. Morton and D. F. Mayers, *Numerical Solution of Partial Differential Equations* (Cambridge University Press, Cambridge, 1989).

- [25] R. Kobayashi, T. Ohta, and Y. Hayase, Phys. Rev. E **50**, R3291 (1994).
- [26] V. Petrov, S. Scott, and K. Showalter, Philos. Trans. R. Soc. London, Ser. A **347**, 631 (1994).
- [27] J. Kozek and M. Marek, Phys. Rev. Lett. **74**, 2134 (1995).
- [28] O. V. Aslanidi and O. A. Mornev, JETP Lett. **65**, 579 (1997).
- [29] O. V. Aslanidi and O. A. Mornev, J. Biol. Phys. **25**, 149 (1999).
- [30] A. von Oertzen, A. S. Mikhailov, H. H. Rotermund, and G. Ertl, J. Phys. Chem. B **102**, 4966 (1998).
- [31] H. H. Rotermund, S. Jakubith, A. von Oertzen, and G. Ertl, Phys. Rev. Lett. **66**, 3083 (1991).
- [32] V. N. Biktashev and A. V. Holden, Physica D **116**, 342 (1998).
- [33] G. T. Guriya, A. B. Kiyatkin, and S. C. Muller, Biofizika **38**, 463 (1993).
- [34] R. Aliev and B. Vasiev, Chaos **5**, 439 (1995).
- [35] E. S. Lobanova and F. I. Ataullakhanov, Phys. Rev. Lett. **91**, 138301 (2003).
- [36] M. A. Tsyganov, I. B. Kreteva, A. B. Medvinskii, and G. R. Ivanitskii, Dokl. Akad. Nauk **333**, 532 (1993).
- [37] Y. A. Kuznetsov, M. Y. Antonovsky, V. N. Biktashev, and E. A. Aponina, J. Math. Biol. **32**, 219 (1994).
- [38] J. Jorne, J. Theor. Biol. **43**, 375 (1974).
- [39] J. Jorne, J. Theor. Biol. **65**, 133 (1977).
- [40] Y. Almirantis and S. Papageorgiou, J. Theor. Biol. **151**, 289 (1991).
- [41] J. H. E. Cartwright, E. Hernandez-Garcia, and O. Piro, Phys. Rev. Lett. **79**, 527 (1997).